



### District Report Card: 2017


<b>State:</b> Manipur	<b>District:</b> Tamenglong
<b>Class:</b> 3	<b>Subject:</b> Language
<b>Schools:</b> 40	<b>Students:</b> 350


### Participation/Coverage


#### Students

<b>GENDER</b> 	Boys		Girls	
	Number	%	Number	%
	181	51.71	169	48.29

<b>AREA</b> 	Rural		Urban	
	Number	%	Number	%
	346	98.86	4	1.14

<b>CATEGORY</b> 	SC		ST		OBC		GEN	
	Number	%	Number	%	Number	%	Number	%
	1	0.29	349	99.71	0	0.00	0	0.00

<b>CWSN</b> 	LD	VI	HI	S&LD	ID	Oth
	0	0	0	0	0	0

<b>Management</b> 	Government		Government-aided	
	Number	%	Number	%
	300	85.71	50	14.29

### Average Performance of Students in Language (%)

Overall	Gender		Area		Management		Social Group			
	Male	Female	Rural	Urban	Govt.	Aided	SC	ST	OBC	GEN
81.81	82.25	81.34	81.87	76.67	83.33	72.67	100.00	81.76	0.00	0.00

## Performance on Learning Outcomes (LOs)

Learning Outcomes	Description	Average Performance(%)
L304	Reads small texts with comprehension i.e., identifies main ideas, details, sequence and draws conclusions	83.34
L312	Reads printed scripts on the classroom walls: poems, posters, charts etc.	78.74

Range of Performance of Students who Answered Correctly							
Below 30%		30% - 50%		50% - 75%		Above 75%	
Number	%	Number	%	Number	%	Number	%
6	1.71	30	8.57	63	18.00	251	71.71

## Lowest Performing Learning Outcomes (LOs)

- 1 - Reads printed scripts on the classroom walls: poems, posters, charts etc. (78.74)
- 2 - Reads small texts with comprehension i.e., identifies main ideas, details, sequence and draws conclusions (83.34)